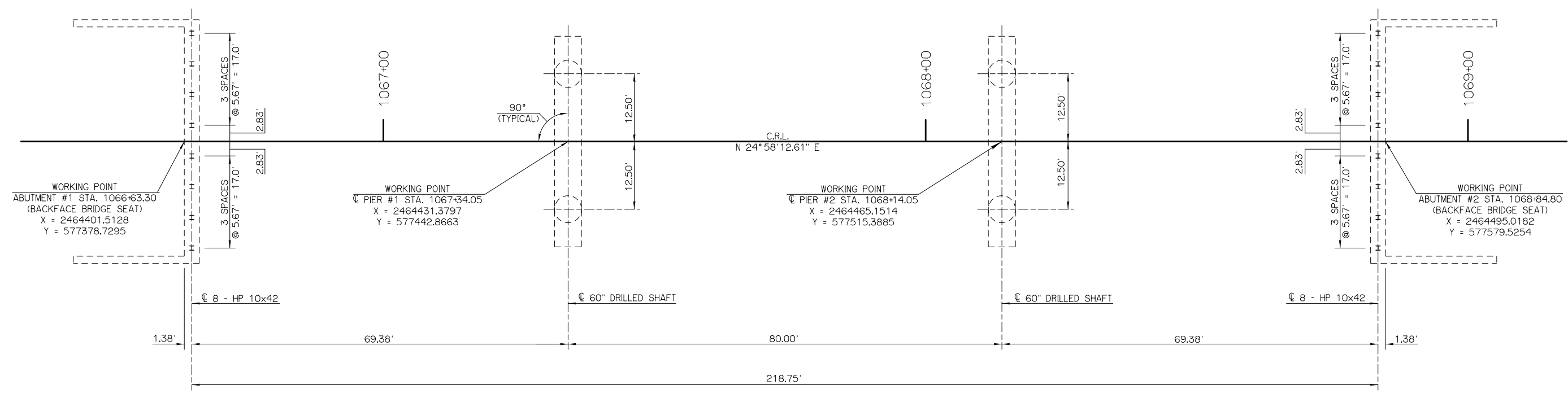
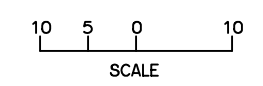


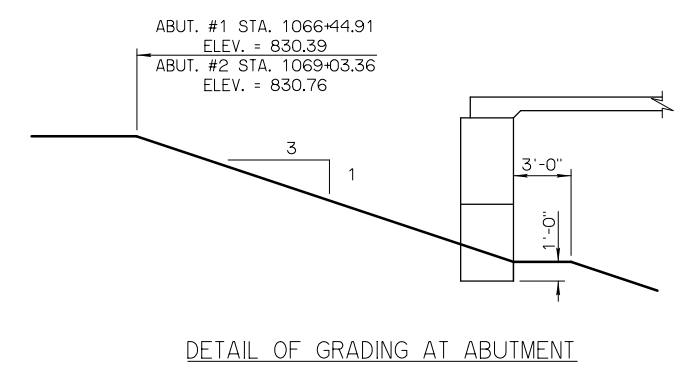
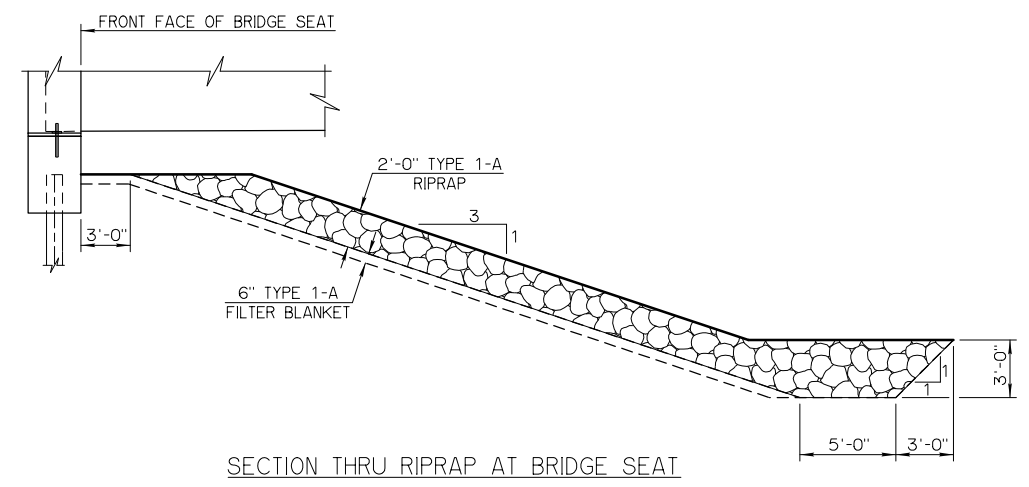
REV. NO.	DESCRIPTION	REVISIONS	DATE



SUBSTRUCTURE LAYOUT PLAN



SUMMARY OF QUANTITIES						
ITEM	UNIT	ABUTMENT	PIER	SUPER-STRUCTURE	APPROACH SLAB	TOTAL
SUBSTRUCTURE EXCAVATION COMMON	CY	90.0	-----	-----	-----	90.0
CLSM BACKFILL	CY	200.0	-----	-----	-----	200.0
PRESTRESSED CONCRETE BEAMS (TYPE IV)	LF	-----	-----	877.0	-----	877.0
APPROACH SLAB	SY	-----	-----	-----	224.8	224.8
SAW CUT GROOVING	SY	-----	-----	989.0	213.4	1,202.4
CONCRETE RAIL (TR4)	LF	-----	-----	441.0	96.0	537.0
STRUCTURAL STEEL	LB	-----	-----	1,050.0	-----	1,050.0
FIXED BEARING ASSEMBLIES	EA	-----	-----	8.0	-----	8.0
EXPANSION BEARING ASSEMBLIES	EA	-----	-----	16.0	-----	16.0
ELASTOMERIC BEARING PADS	EA	-----	-----	16.0	-----	16.0
CLASS AA CONCRETE	CY	-----	-----	298.2	-----	298.2
CLASS A CONCRETE	CY	59.6	79.1	-----	-----	138.7
EPOXY COATED REINFORCING STEEL	LB	8,160.0	16,140.0	94,050.0	-----	118,350.0
REINFORCING STEEL	LB	-----	800.0	-----	-----	800.0
PILES, FURNISHED (HP 10X42)	LF	464.0	-----	-----	-----	464.0
PILES, DRIVEN (HP 10X42)	LF	464.0	-----	-----	-----	464.0
PILE SPLICE, H-PILE (NON-BIDDABLE)	EA	1.0	-----	-----	-----	1.0
WATER REPELLENT (VISUALLY INSPECTED)	SY	22.0	128.0	818.0	44.0	1,012.0
DRILLED SHAFTS 60" DIAMETER	LF	-----	110.0	-----	-----	110.0
CROSSHOLE SONIC LOGGING	EA	-----	1.0	-----	-----	1.0
6" PERFORATED PIPE UNDERDRAIN-ROUND	LF	84.0	-----	-----	-----	84.0
6" NON-PERF. PIPE UNDERDRAIN-ROUND	LF	72.0	-----	-----	-----	72.0
TYPE 1-A PLAIN RIPRAP	TON	4,920.0	-----	-----	-----	4,920.0
TYPE 1-A FILTER BLANKET	TON	680.0	-----	-----	-----	680.0
SEALER CRACK PREPARATION	LF	-----	-----	163.0	-----	163.0
SEALER RESIN	GAL	-----	-----	1.8	-----	1.8
REMOVAL OF EXISTING BRIDGE STRUCTURE	LSUM	-----	-----	-----	-----	1.0



Plotted By: rdm Date: 6/7/2017 4:52:46 PM  
 FILE: I:\2010\10K11 Birch S&T Rock Creek\001 - Birch Creek\Final PSE Submittal 6-7-17\115-Substructure Staking Diagram Bridge C.dgn

SH-99 OVER BIRCH CREEK		OSAGE COUNTY		Design	SBH	5/12
SUBSTRUCTURE STAKING DIAGRAM BRIDGE "C"				Detail	RJM	5/12
				Check	SBH	5/12
				Squad	....	
				Engr.	....	
NO. 5730 1228X		NBI 30315				
<b>STATE OF OKLAHOMA</b>		DEPARTMENT OF TRANSPORTATION				
JOB PIECE NO. 24261(04)				SHEET NO. 115		